MOVING YOU FURTHER

Robex 850LC-9

With Tier 3 Engine installed

*Photo may include optional equipment.

MAQUINARIAS U-GUIL

HYUNDAI CONSTRUCTION EQUIPMENT

Pride at Work

Hyundai Construction Equipment strives to build state-of-the art earthmoving equipment to give every operator maximum performance, more precision, versatile machine preferences, and proven quality. Take pride in your work with Hyundai!

Robex 850LC-9

*Photo may include optional equipment.

Machine Walk-Around

Engine Technology

Proven / reliable, fuel efficient Cummins Tier III QSX15 Engine.
Electronically controlled for optimum fuel to air ratio and clean, efficient combustion.
Low noise / Auto engine overheat feature / Anti-restart feature.

Hydraulic System Improvements

New patented hydraulic control for improved controllability / Improved control valve design for added efficiency and smoother operation / New auto boom and swing priority system for optimum speed / New auto power boost feature for additional power when needed / Improved arm-in and boom-down flow regeneration system for added speed and efficiency.
9 Series reduced fuel consumption by 4% compared with 7A series.

Pump Compartment

Industry-leading, powerful, reliable Kawasaki designed, variable volume in-line axial piston pumps.
New compact solenoid block equipped with 4 solenoid valves, 1 EPPR valves, 1 check valve accumulator and pilot filter - controls 2 speed travel, power boost, boom priority, safety lock.

Enhanced Operator Cab

Improved Visibility
Enlarged cab with improved visibility / See-through upper skylight for visibility and ventilation
Larger right-side glass, now one piece, for better right visibility.
Safety glass windows on all sides - less expensive than (polycarbonate) and won't scratch or fade.
Closeable sunshade for operator convenience / Reduced front window seam for improved operator view.

Improved Cab Construction
New steel tube construction for added operator safety, protection and durability.
New window open/close mechanism designed with cable and spring lift assist and single latch release.

Improved Suspension Seat / Console Assembly
Ergonomic joysticks with auxiliary control buttons for attachment use. Now with new sleek styling.
Heated suspension (standard) or optional air ride suspension with heat.
New joystick consoles - now adjustable in height by way of dial at bottom.
Adjustable arm rests - turn dial to raise or lower for optimum comfort.

Advanced 7" Color Cluster
New Color LCD Display with easy to read digital gauges for hydraulic oil temperature, water temperature and fuel. Simplified design makes adjustment and diagnostics easier.
Also, new enhanced features such as rear-view camera are integrated into monitor.
3 power modes : (P) Power, (S) Standard, (E) Economy, and (U) User mode for operator preference.
Enhanced self-diagnostic features with GPS download capability.
New anti-theft system with password capability.
Boom speed and arm regeneration are selectable through the monitor.
Auto power boost is now available - selectable (on/off) through the monitor.
Powerful air conditioning and heat with auto climate control, 20% more heat and air output than 7A series!

RMS
RMS (Remote Management System) works through GPS/satellite technology to ultimately provide better customer service and support.

Undercarriage

Sealed track chain (urethane seals) / Optional full track rail guard / Comfortable bolt-on steps.
Large upper roller cut-outs for debris clean-out / Tapered side frames for debris clean-out /
Grease-type track tensioner.

Preference

Operating a 9 series is unique to every operator. Operators can fully customize their work environment and operating preferences to fit their individual needs.

*Photo may include optional equipment.

Wide Cabin with Excellent Visibility

The newly designed cabin was conceived for more space, a wider field of view and operator comfort. Single piece right side glass improves visibility and operator comfort. Plus, the front defrosting system provides more comfortable working condition. Special attention was given to a clear, open and convenient interior with plenty of visibility on the machine surroundings and the job at hand. This well balanced combination of precision aspects put the operator in the perfect position to work safely and securely.

Operator Comfort

In 9 series cabin you can easily adjust the seat, console and armrest settings to best suit your preferred comfort level. Other preference settings that add to overall operator comfort include the full automatic high capacity air conditioning system, transparent polycarbonate glass sun roof, large and easy to control sun visor, and radio / USB player.

Reduced Stress

Work is stressful enough. Your work environment should be stress free. Hyundai's 9 series provides improved cab amenities, additional space and a comfortable seat to minimize stress to the operator. The powerful climate control system and the optimized vent positions provide the operator with optimum air temperature. An advanced audio system with USB player, AM/FM stereo, plus remotely located controls is perfect for listening to music favorites. Operators can even talk on the phone with the hands-free cell phone feature.

Operator - Friendly Cluster

The advanced new cluster with 7 inch wide color LCD screen and toggle switch allows the operator to select his personal machine preferences. Power and work mode selection, self diagnostics, optional rear-view camera, maintenance check lists, start-up machine security, and video functions were integrated into the cluster to make the machine more versatile and the operator more productive.

Precision

Innovative hydraulic system technologies make the 9 series excavator fast, smooth and easy to control.

*Photo may include optional equipment.

Computer Aided Power

The engine horsepower and hydraulic horsepower together in unison through the advanced CAPO(Computer Aided Power Optimization) system, flow for the job at hand. Operator can set their own preferences for boom or swing priority, power mode selection and optional work tools at the touch of a button.
The CAPO system also provides complete self diagnostic features and digital gauges for important information like hydraulic oil temperature, water temperatures and fuel level. This system interfaces with multiple sensors placed throughout the hydraulic system as well as the electronically controlled engine to provide the optimum level of engine power and hydraulic flow.

Power Mode

P (Power Max) mode maximizes machine speed and power for mass production.
S (Standard) mode provides a reduced, fixed rpm for optimum performance and improved fuel economy. For maximum fuel savings and improved control, **E (Economy) mode** provides precise flow and engine power based on load demand. Three unique power modes provide the operator with custom power, speed and fuel economy.

User Mode

Some jobs require more precise machine settings. Using the versatile **U (User) mode**, the operator can customize engine speed, pump output, idle speed and other machine settings for the job at hand.

Improved Hydraulic System

To achieve optimum precision, Hyundai redesigned the hydraulic system to provide the operator with super fine touch and improved controllability. Improved pump flow control reduces flow when controls are not being used to minimize fuel consumption.
Improved spool valves in the control valve are engineered to provide more precise flow to each function with less effort.
Improved hydraulic valves, precision-designed variable volume piston pumps, fine-touch pilot controls, and enhanced travel functions make any operator running a 9 series look like a smooth operator. Newly improved features include arm-in and boom-down flow regeneration, improved control valve technology and innovative auto boom and swing priority for optimal performance in any application.



Auto Boom-swing Priority

This smart function automatically and continuously looks the ideal hydraulic flow balance for the boom and swing motions of the machine. The advanced CAPO system monitors the hydraulic system and adjusts its settings to maximize performance and productivity.

Performance

9 series is designed for maximum performance to keep the operator working productively.

*Photo may include optional equipment.

Excellent Reliability and Durability

Durable track rail guards keep track links in place. Track adjustment is made easy with standard grease cylinder track adjusters and shock absorbing springs. The strengthened undercarriage is designed for excellent production at quarries and mines. R850LC-9 is equipped with covers to protect the travel motors and hoses against damage from rocks.

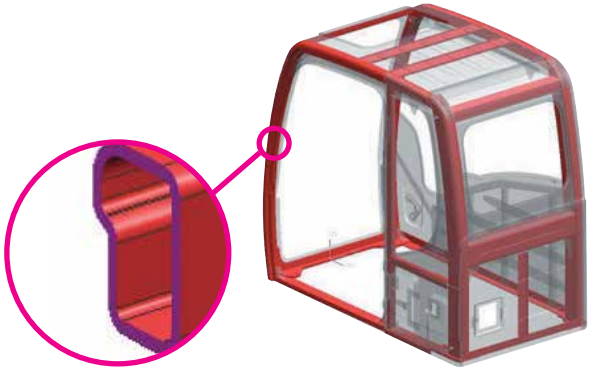

Structure Strength

The 9 series cabin structure has been fitted with stronger but slimmer tubing for more safety and improved visibility. Low-stress, high strength steel is integrally welded to form a stronger, more durable upper and lower frame. Structural integrity was tested by way of FEM (Finite Elements Method) analysis and long-term durability tests.

CUMMINS QSX15 Engine

The six cylinders, turbocharged, 4 cycle, charger air cooled engine is built for power, reliability, economy and low emissions. This engine meets Tier III emissions regulations.

Heavy-duty strength

The QSX15 features dual overhead cams for superior performance. The first cam drives up to 30,000 psi (2,000 bar) of fuel injection for cleaner, more powerful combustion. The second cam operates the intake and exhaust valves, with a separate set of lobes specifically designed to operate the optional interbrake,TM capable of up to 400hp (298kW). Improved power cylinder components provide up to 40% longer life before cylinder wear out. A patented wastegated turbo with variable step settings delivers maximum performance without over boost at high speeds and increased airflow at lower speed for improved responsiveness.

Profitability

9 series is designed to maximize profitability through improved efficiencies, enhanced service features and longer life components.

*Photo may include optional equipment.

Easy Access

Concentrated engine filters, remote type fuel pre-filter and fuel cut valve, and wide open compartments make service more convenient. The auto greasing system at the touch of a button provides simple and easy maintenance.

Hi-mate (Remote Management System)

Hi-mate, Hyundai's proprietary remote management system, provides operators and dealer service personnel access to vital service and diagnostic information on the machine from any computer with internet access. Users can pinpoint machine location using digital mapping and set machine work boundaries, reducing the need for multiple service calls. Hi-mate saves time and money for the owner and dealer by promoting preventative maintenance and reducing machine downtime.

Enhanced Safety

Variable cabin guards offers enhanced operator safety. And the work lamps on the cab improved operator convenience at night time. Wide cat-walks, large handrails and anti-slip plates provide easy access to the cab and safer maintenance.

Long-Life Components

9 series excavators were designed with bushings designed for long-life lube intervals (250hrs) & polymer shims (wear resistant, noise reducing), long-life hydraulic filters (1,000hrs), long-life hydraulic oil (5,000hrs), more efficient cooling systems and integrated preheating systems which extend service intervals, minimize operating costs and reduce machine down time.

Specifications

MAQUINARIAS U-GUIL

ENGINE

MODEL			CUMMINS QSX15
Type			Water-cooled, 4-cycle Diesel, 6-Cylinder in-line, Direct injection, Turbocharged, Charger air cooled, Low emission
Rated flywheel horsepower	SAE	J1995 (gross)	510HP (380kW)/ 1,800rpm
		J1349 (net)	490HP (366kW)/ 1,800rpm
	DIN	6271/1 (gross)	517PS (380kW)/ 1,800rpm
		6271/1 (net)	497PS (366kW)/ 1,800rpm
Max. torque			241.1kgf·m (1,744lbf·ft) / 1,400rpm
Bore X stroke			137mm X 169mm (5.39" X 6.65")
Piston displacement			15,000cc (915 in^3)
Batteries			4 X 12V X 160AH
Starting motor			24V, 9.0kW
Alternator			24V, 100Amp

HYDRAULIC SYSTEM

MAIN PUMP	
Type	Variable displacement axis piston pumps
Max. flow	2 X 504 L /min (133.1 US gpm / 110.9 UK gpm)
Sub-pump for pilot circuit	Gear pump

Cross-sensing and fuel saving pump system

HYDRAULIC MOTORS	
Travel	Two-speed axial pistons motor with brake valve and parking brake
Swing	Axial piston motor with automatic brake

RELIEF VALVE SETTING	
Implement circuits	330 kgf/cm^2 (4,690 psi)
Travel	330 kgf/cm^2 (4,693 psi)
Power boost (boom, arm, bucket)	360 kgf/cm^2 (5,120 psi)
Swing circuit	290 kgf/cm^2 (4,120 psi)
Pilot circuit	40 kgf/cm^2 (569 psi)
Service valve	Installed

HYDRAULIC CYLINDERS	
No. of cylinder bore X stroke	Boom : 2-200 x 1,892 mm
	Arm : 1-215 x 2,250 mm
	Bucket (A) : 1-200 x 1,593 mm
	Bucket (B) : 1-215 x 1,593 mm
	Bucket (C) : 1-170 x 1,370mm

*Bucket (A) : Boom (8,050mm/8,200mm) + Arm (3,400mm/3,600mm)
Bucket (B) : Boom (7,200mm) + Arm (2,950mm)
Bucket (C) : Boom (10,500mm/11,300mm) + Arm (6,500mm/8,000mm)

DRIVES & BRAKES

Drive method	Fully hydrostatic type
Drive motor	Axial piston motor, in-shoe design
Reduction system	Planetary reduction gear
Max. drawbar pull	59,300 kgf (130,730 lbf)
Max. travel speed (high / low)	3.8 km/hr (2.4 mph) / 2.7 km/hr (1. mph)
Gradeability	35° (70 %)
Parking brake	Multi wet disc

CONTROL

Pilot pressure operated joysticks and pedals with detachable lever provide almost effortless and fatigueless operation.

Pilot control	Two joysticks with one safety lever (LH): Swing and arm, (RH): Boom and bucket (ISO)
Traveling and steering	Two levers with pedals
Engine throttle	Electric, Dial type

SWING SYSTEM

Swing motor	Axial piston motor
Swing reduction	Planetary gear reduction
Swing bearing lubrication	Grease-bathed
Swing brake	Multi wet disc
Swing speed	6.2 rpm

COOLANT & LUBRICANT CAPACITY

Re-filling	liter	US gal	UK gal
Fuel tank	940.0	248.0	206.0
Engine coolant	65	17.2	14.3
Engine oil	43.5	11.5	9.5
Swing device - gear oil	8.0	2.1	1.8
Final drive (each) - gear oil	20.0	5.3	2.4
Hydraulic system (including tank)	800.0	211.0	175.6
Hydraulic tank	450.0	119.0	99.0

UNDERCARRIAGE

The X-leg type center frame is integrally welded with reinforced box-section track frames. The undercarriage includes lubricated rollers, idlers, track adjusters with shock absorbing springs and sprockets, and a track chain with double or triple grouser shoes.

Center frame	X-leg type
Track frame	Tetragoral box type
No. of shoes on each side	51
No. of carrier rollers on each side	3
No. of track rollers on each side	9
No. of full track guard on each side	1

OPERATING WEIGHT (APPROXIMATE)

Operating weight, including 7,200mm (23' 7") boom, 2,950mm (9' 8") arm, SAE heaped 4.04m^3(5.28yd^3) HD bucket, lubricant, coolant, full fuel tank, full hydraulic tank and all standard equipments.

MAJOR COMPONENT WEIGHT	
Upperstructure	52,025kg (114,700lb)
Counterweight	12,600kg (27,560lb)
Boom (with Arm cylinder)	7,765kg (17,120lb)

OPERATING WEIGHT 850LC-9			
Shoes		Operating weight	Ground pressure
Type	Width mm (in)	kg (lb)	kgf/cm^2 (psi)
Double grouser	*700 mm (28")	84,000 (185,190)	1.10 (15.64)
	800 mm (32")	84,810 (186,970)	0.97 (13.79)
	900 mm (35")	85,620 (188,760)	0.87 (12.37)

OPERATING WEIGHT 850LC-9 FS			
Shoes		Operating weight	Ground pressure
Type	Width mm (in)	kg (lb)	kgf/cm^2 (psi)
Double grouser	*700 mm (28")	87,600 (193,120)	1.15 (16.35)
	800 mm (32")	88,410 (194,910)	1.01 (14.36)
	900 mm (35")	89,220 (196,690)	0.91 (12.94)

*Standard equipment

BUCKETS All buckets are welded with high-strength steel.

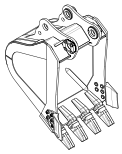

SAE heaped m^3 (yd^3)

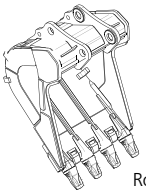

L/Rreach
1.65 (2.16)
2.56 (3.35)

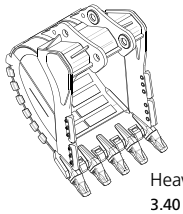

Rock
3.40 (4.45)

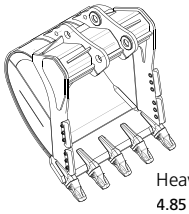

Heavy duty
3.40 (4.45)
4.04 (5.28)
4.50 (5.89)

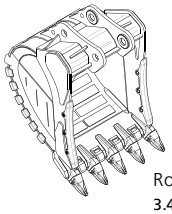

Heavy duty
4.85 (6.34)

Rock
3.40 (4.45) / 4.04 (5.28)
4.25 (5.56) / 4.50 (5.89)

Capacity m^3 (yd^3)		Width mm (in)	Weight kg (lb)	Tooth EA	Recommendation mm (ft·in)				
					7,200 (23′ 7″) Boom	8,050 (26′ 5″) Boom	8,200 (26′ 11″) Boom	10,500 (34′ 5″) Boom	11,300 (37′ 1″) Boom
SAE heaped	CECE heaped				2,950 (9′ 8″) Arm	3,400 (11′ 2″) Arm	3,400 (11′ 2″) Arm	6,500 (21′ 4″) Arm	8,000 (26′ 3″) Arm
1.65 (2.16)	1.48 (1.94)	1,290 (50.8″)	1,520 (3,351)	4	-	-	-	◐	■
2.56 (3.35)	2.27 (2.97)	1,785 (70.3″)	1,870 (4,123)	4	-	-	-	▣	-
Ⓗ 3.40 (4.45)	3.05 (3.99)	1,741 (68.5″)	4,470 (9,855)	4	●	◐	■	-	-
Ⓗ 4.04 (5.28)	3.60 (4.71)	1,969 (77.5″)	4,890 (10,781)	5	◐	▣	▣	-	-
Ⓗ 4.50 (5.89)	3.99 (5.22)	2,125 (83.6″)	5,120 (11,288)	5	■	▣	▲	-	-
Ⓗ 4.85 (6.34)	4.25 (5.56)	2,255 (88.8″)	5,073 (11,184)	5	■	▲	-	-	-
Ⓡ 3.40 (4.45)	2.97 (3.89)	1,700 (66.9″)	3,795 (8,366)	4	●	◐	◐	-	-
Ⓡ 3.40 (4.45)	3.05 (3.99)	1,741 (68.5″)	4,610 (10,163)	5	●	■	■	-	-
Ⓡ 4.04 (5.28)	3.60 (4.71)	1,969 (77.5″)	5,020 (11,067)	5	◐	▣	▣	-	-
Ⓡ 4.25 (5.56)	3.75 (4.90)	2,040 (80.3″)	5,150 (11,350)	5	■	▣	▲	-	-
Ⓡ 4.50 (5.89)	3.99 (5.22)	2,125 (83.7″)	5,250 (11,574)	5	■	▣	-	-	-

ⒽHeavy duty bucket
ⓇRock bucket

● : Applicable for materials with density of 2,100 kg /m^3 (3,500 lb/ yd^3) or less
◐ : Applicable for materials with density of 1,800 kg /m^3 (3,000 lb/ yd^3) or less
■ : Applicable for materials with density of 1,500 kg /m^3 (2,500 lb/ yd^3) or less
▣ : Applicable for materials with density of 1,200 kg /m^3 (2,000 lb/ yd^3) or less
▲ : Applicable for materials with density of 900 kg /m^3 (1,500 lb/ yd^3) or less
- : Not Recommended

ATTACHMENT

Boom and arms are of all-welded, low-stress, full-box section design. 7,200mm(23′ 7″), 8,050mm(26′ 5″), 8,200mm(26′ 11″), 10,500mm(34′ 5″), 11,300mm(37′ 1″)boom and 2,950mm(9′ 8″), 3,400mm(11′ 2″), 3,600mm(11′ 10″), 6,500mm(21′ 4″), 8,000mm(26′ 3″) arms are available. Hyundai Buckets are all-welded, high-strength steel implements.

DIGGING FORCE

Boom	Length	mm (ft·in)	7,200 (23′ 7″)	8,050 (26′ 5″)	8,200 (26′ 11″)	10,500 (34′ 5″)	11,300 (37′ 1″)	Remarks
	Weight	kg (lb)	6,370 (14,040)	7,020 (15,480)	7,480 (16,490)	7,300 (16,090)	7,500 (16,530)	
Arm	Length	mm (ft·in)	2,950 (9′ 8″)	3,400 (11′ 2″)	3,600 (11′ 10″)	6,500 (21′ 4″)	8,000 (26′ 3″)	
	Weight	kg (lb)	2,910 (6,420)	3,070 (6,770)	3,290 (7,250)	3,600 (7,940)	3,850 (8,490)	
Bucket digging force	SAE	kN	388.3[423.7]	336.4[367.0]	336.4[367.0]	248.0	248.0	[ ]: Power Boost
		kgf	39,600[43,200]	34,300[37,420]	34,300[37420]	25,290	25,290	
		lbf	87,300[95,240]	75,620[82,500]	75,620[82500]	55,750	55,750	
	ISO	kN	443.3[483.6]	384.4[419.3]	384.4[419.3]	291.1	291.1	
		kgf	45,200[49,310]	39,200[42,760]	39,200[42,760]	29,680	29,680	
		lbf	99,650[108,710]	86,420[94,270]	86,420[94,270]	65,430	65,430	
Arm crowd force	SAE	kN	318.7[347.7]	292.2[318.8]	282.4[308.1]	181.4	153.5	
		kgf	32,500[35,450]	29,800[32,510]	28,800[31,420]	18,500	15,650	
		lbf	71,650[78,150]	65,700[71,670]	63,490[69,270]	40,790	34,500	
	ISO	kN	333.4[363.7]	305.0[332.7]	294.2[321.0]	186.1	156.9	
		kgf	34,000[37,090]	31,100[33,930]	30,000[32,730]	18,980	16,000	
		lbf	74,960[81,770]	68,560[74,800]	66,140[72,160]	41,840	35,270	

Note : Boom weight includes arm cylinder, piping, and pin
Arm weight includes bucket cylinder, linkage, and pin

Dimensions & Working Range

850LC-9 DIMENSIONS

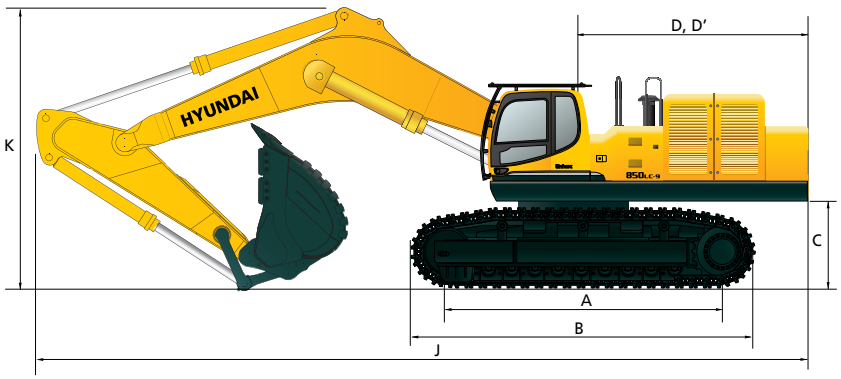

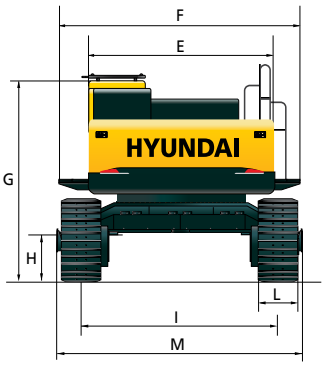

mm (ft·in)

A Tumbler distance	5,030 (16′ 6″)
B Overall length of crawler	6,335 (20′ 9″)
C Ground clearance of counterweight	1,580 (5′ 2″)
D Tail swing radius	4,315 (14′ 2″)
D′ Rear-end length	4,200 (13′ 9″)
E Overall width of upperstructure	3,420 (11′ 3″)
F Overall width with catwalk	4,230 (13′ 11″)
G Overall height of cab	3,710 (12′ 2″)
H Min. ground clearance	880 (2′ 11″)
I Track gauge (Extended/Retracted)	3,500 (11′ 6″) / 2,780 (9′ 1″)

mm (ft·in)

Boom length		7,200 (23′ 7″)	8,050 (26′ 5″)	8,200 (26′ 11″)	10,500 (34′ 5″)	11,300 (37′ 1″)
Arm length		2,950 (9′ 8″)	3,400 (11′ 2″)	3,600 (11′ 10″)	6,500 (21′ 4″)	8,000 (26′ 3″)
J Overall length		13,100 (43′ 0″)	13,950 (45′ 9″)	14,110 (46′ 4″)	16,120 (52′ 11″)	16,500 (54′ 2″)
K Overall height of boom		5,040 (16′ 6″)	5,360 (17′ 7″)	5,390 (17′ 8″)	5,500 (18′ 1″)	7,020 (23′ 0″)
L Track shoe width		700 (28″)	800 (32″)	900 (36″)		
M Overall width	Extended	4,495 (14′ 9″)	4,495 (14′ 9″)	4,595 (15′ 1″)		
	Retracted	3,775 (12′ 5″)	3,775 (12′ 5″)	3,875 (12′ 9″)		

850LC-9 WORKING RANGE

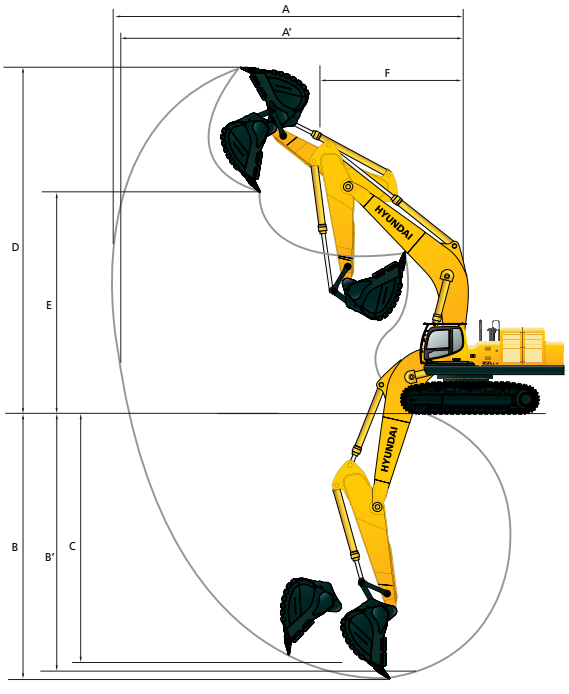

mm (ft·in)

Boom length	7,200 (23′ 7″)	8,050 (26′ 5″)	8,200 (26′ 11″)	10,500 (34′ 5″)	11,300 (37′ 1″)
Arm length	2,950 (9′ 8″)	3,400 (11′ 2″)	3,600 (11′ 10″)	6,500 (21′ 4″)	8,000 (26′ 3″)
A Max. digging reach	12,250 (40′ 2″)	13,420 (44′ 0″)	13,670 (44′ 10″)	18,470 (60′ 7″)	20,540 (67′ 5″)
A′ Max. digging reach on ground	11,970 (39′ 3″)	13,160 (43′ 2″)	13,420 (44′ 0″)	18,280 (59′ 12″)	20,360 (66′ 10″)
B Max. digging depth	7,240 (23′ 9″)	8,450 (27′ 9″)	8,750 (28′ 8″)	13,040 (42′ 9″)	14,940 (49′ 0″)
B′ Max. digging depth (8′ level)	7,080 (23′ 3″)	8,320 (27′ 4″)	8,630 (28′ 4″)	12,940 (42′ 5″)	14,840 (48′ 8″)
C Max. vertical wall digging depth	5,670 (18′ 7″)	6,190 (20′ 4″)	6,170 (20′ 3″)	12,190 (39′ 12″)	13,990 (45′ 11″)
D Max. digging height	11,750 (38′ 7″)	11,820 (38′ 9″)	11,780 (38′ 8″)	15,050 (49′ 5″)	16,190 (53′ 1″)
E Max. dumping height	7,500 (24′ 7″)	7,740 (25′ 5″)	7,770 (25′ 6″)	11,680 (38′ 4″)	13,090 (42′ 11″)
F Min. swing radius	5,120 (16′ 10″)	6,000 (19′ 8″)	6,080 (19′ 11″)	7,620 (25′ 0″)	8,070 (26′ 6″)

Dimensions & Working Range

850LC-9 FS DIMENSIONS

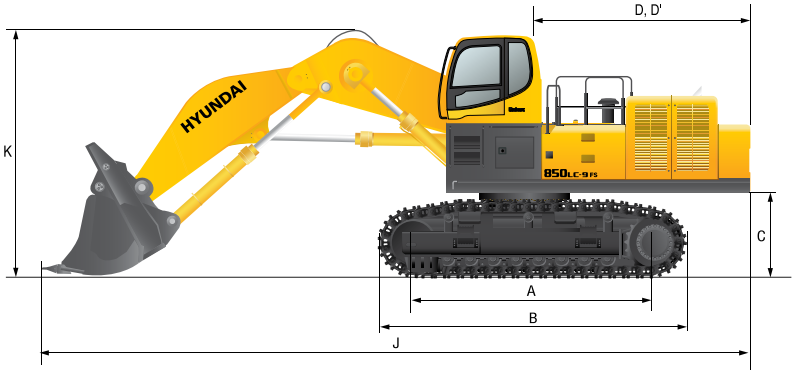

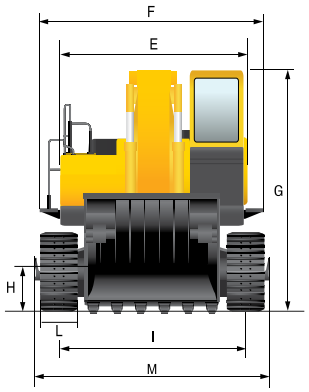

mm (ft·in)

A	Tumbler distance	5,030 (16′ 6″)
B	Overall length of crawler	6,335 (20′ 9″)
C	Ground clearance of counterweight	1,580 (5′ 2″)
D	Tail swing radius	4,315 (14′ 2″)
D′	Rear-end length	4,200 (13′ 9″)
E	Overall width of upperstructure	3,420 (11′ 3″)
F	Overall width with catwalk	4,230 (13′ 11″)
G	Overall height of cab	3,710 (12′ 2″)
H	Min. ground clearance	880 (2′ 11″)
I	Track gauge (Extended/Retracted)	3,500 (11′ 6″) / 2,780 (9′ 1″)

mm (ft·in)

	Boom length		4,600 (15′ 1″)	
	Arm length		3,500 (11′ 6″)	
J	Overall length		13,700 (44′ 11″)	
K	Overall height of boom		5,360 (17′ 7″)	
L	Track shoe width		700 (28″)	800 (32″)	900 (35″)
M	Overall width	Extended	4,495 (14′ 9″)	4,495 (14′ 9″)	4,595 (15′ 1″)
		Retracted	3,775 (12′ 5″)	3,775 (12′ 5″)	3,875 (12′ 9″)

850LC-9 FS WORKING RANGE

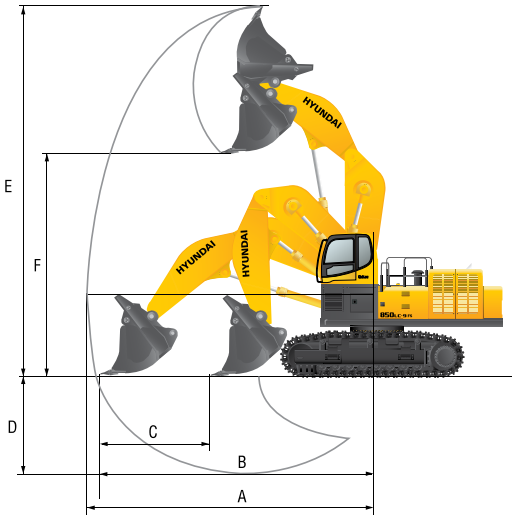

mm (ft·in)

	Boom length	4,600 (15′ 1″)
	Arm length	3,500 (11′ 6″)
A	Max. digging reach	10,190 (33′ 5″)
B	Max. reach on ground level	9,730 (31′ 11″)
C	Max. level crowd distance	3,730 (12′ 3″)
D	Max. digging depth	2,710 (8′ 11″)
E	Max. digging height	11,510 (37′ 9″)
F	Max. dumping height	7,270 (23′ 10″)

Transportation Plan

850LC-9

Total (Shiping position(Retracted))

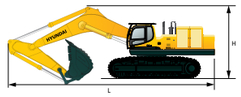

Dimension mm(ft · in)				Weight
Shoe	L	H	W	kg(lb)
700	13,100	5,040	4,290	84,000
(24″)	(43′ 0″)	(16′ 6″)	(14′ 1″)	(185,190)
800	13,100	5,040	4,290	84,810
(32″)	(43′ 0″)	(16′ 6″)	(14′ 1″)	(186,970)
900	13,100	5,040	4,290	85,620
(35″)	(42′12″)	(16′ 6″)	(14′ 1″)	(188,760)

Upperstructure + Undercarriage + Hand Rail + Step Plate

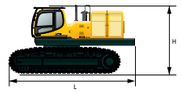

Dimension mm(ft · in)				Weight
Shoe	L	H	W	kg(lb)
700	7,150	3,870	3,675	52,025
(24″)	(23′ 5″)	(12′ 8″)	(12′ 1″)	(114,700)
800	7,150	3,870	3,775	52,835
(32″)	(23′ 5″)	(12′ 8″)	(12′ 5″)	(116,480)
900	7,150	3,870	3,885	53,645
(35″)	(23′ 5″)	(12′ 8″)	(12′ 9″)	(118,270)

Track Frame

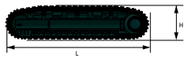

Dimension mm(ft · in)				Weight
	L	H	W	kg(lb)
700	6,335	1,390	860	13,500
(24″)	(20′ 9″)	(4′ 7″)	(2′ 10″)	(29,760)
800	6,335	1,390	910	13,905
(32″)	(20′ 9″)	(4′ 7″)	(2′ 12″)	(30,660)
900	6,335	1,390	960	14,310
(35″)	(20′ 9″)	(4′ 7″)	(3′ 2″)	(31,550)

Bucket

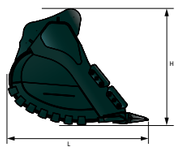

Dimension mm(ft · in)				Weight
m^3(yd^3)	L	H	W	kg(lb)
1.65	1,940	1,680	1,290	1,520
(2.16)	(6′ 36″)	(5′ 6″)	(4′ 3″)	(3,350)
2.56	1,940	1,680	1,790	1,870
(3.35)	(6′ 4″)	(5′ 6″)	(5′ 10″)	(4,120)
Ⓗ 3.40	2,550	2,130	1,740	4,470
(4.45)	(8′ 4″)	(6′ 12″)	(5′ 9″)	(9,850)
Ⓗ 4.04	2,550	2,130	1,970	4,890
(5.28)	(8′ 4″)	(6′ 12″)	(6′ 6″)	(10,780)
Ⓗ 4.50	2,550	2,130	2,125	5,120
(5.89)	(8′ 4″)	(6′ 12″)	(6′12″)	(11,290)
Ⓗ 4.85	2,550	2,130	2,255	5,073
(6.34)	(8′ 4″)	(6′ 12″)	(7′ 5″)	(11,180)
Ⓡ 3.40	2,510	1,980	1,700	3,795
(4.45)	(8′ 3″)	(6′ 6″)	(5′ 7″)	(8,370)
Ⓡ 3.40	2,550	2,130	1,740	4,610
(4.45)	(8′ 4″)	(6′ 12″)	(5′ 9″)	(10,160)
Ⓡ 4.04	2,550	2,130	1,970	5,020
(5.28)	(8′ 4″)	(6′ 12″)	(6′ 6″)	(11,070)
Ⓡ 4.25	2,550	2,130	2,040	5,150
(5.56)	(8′ 4″)	(6′ 12″)	(6′ 8″)	(11,350)
Ⓡ 4.50	2,550	2,130	2,125	5,250
(5.89)	(8′ 4″)	(6′ 12″)	(6′ 12″)	(11,570)

Catwalk & Step Plate (4EA / Unit)

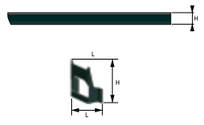

Dimension mm(ft · in)				Weight
	L	H	W	kg(lb)
Catwalk	2,300 (7′ 7″)	400 (1′ 4″)	185 (0′ 7″)	52 (110)
Step Plate	460 (1′ 6″)	420 (1′ 5″)	190 (0′ 7″)	23 (50)

Upperstructure+ Hand Rail + Undercarriage(700mm shoe) + Boom + Cylinder

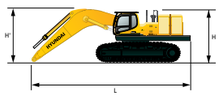

Dimension mm(ft · in)					Weight
Boom	L	H′	H	W	kg(lb)
7.2m	10,720	4,450	3,870	3,675	61,500
(23′ 7″)	(35′ 2″)	(14′ 7″)	(12′ 8″)	(12′ 1″)	(135,580)
8.05m	11,800	4,850	3,870	3,675	62,310
(26′ 5″)	(38′ 9″)	(15′ 11″)	(12′ 8″)	(12′ 1″)	(137,370)
8.2m	11,800	4,650	3,870	3,675	63,120
(26′11″)	(38′ 9″)	(15′ 3″)	(12′ 8″)	(12′ 1″)	(139,160)

Upperstructure

Dimension mm(ft · in)			Weight
L	H	W	kg(lb)
5,945	2,940	3,420	24,650
(19′ 6″)	(9′ 8″)	(11′ 3″)	(54,340)

Boom & Arm Cylinder

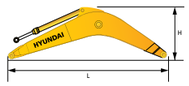

Dimension mm(ft · in)				Weight
	L	H	W	kg(lb)
7.2m	7,530	2,735	1,340	7,765
(23′ 7″)	(24′ 8″)	(8′ 12″)	(4′ 5″)	(17,120)
8.05m	8,375	2,980	1,340	8,345
(26′ 5″)	(27′ 6″)	(9′ 9″)	(4′ 5″)	(18,400)
8.2m	8,550	2,985	1,340	8,800
(26′11″)	(28′ 1″)	(9′ 10″)	(4′ 5″)	(19,400)
10.5m	10,880	2,470	1,170	8,480
(34′ 5″)	(35′ 8″)	(8′ 1″)	(3′ 10″)	(18,700)
11.3m	11,680	2,370	1,170	8,150
(37′1″)	(38′ 4″)	(7′ 9″)	(3′ 10″)	(17,970)

Arm & Bucket Cylinder

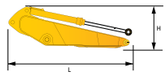

Dimension mm(ft · in)				Weight
	L	H	W	kg(lb)
2.95m	4,540	1,435	800	4,520
(9′ 8″)	(14′ 11″)	(4′ 8″)	(2′ 7″)	(9,960)
3.4m	4,990	1,360	800	4,635
(11′ 2″)	(16′ 4″)	(4′ 6″)	(2′ 7″)	(10,220)
3.6m	5,235	1,435	800	4,850
(11′10″)	(17′ 2″)	(4′ 8″)	(2′ 7″)	(10,690)
6.5m	8,050	1,320	530	5,200
(21′ 4″)	(26′ 5″)	(4′ 4″)	(1′ 9″)	(11,460)
8.0m	9,550	1,250	530	5,300
(26′ 3″)	(31′ 4″)	(4′ 1″)	(1′ 9″)	(11,680)

Boom Cylinder (2EA Weght : 750 x 2 = 1,500kg)

Dimension mm(ft · in)			Weight
L	H	W	kg(lb)
3,160	518	335	750(1EA)
(10′ 4″)	(1′ 8″)	(1′ 1″)	(1,650)

Counter Weight

Dimension mm(ft · in)				Weight
	L	H	W	kg(lb)
STD	3,420 (11′ 3″)	1,440 (4′ 9″)	790 (2′ 7″)	12,600 (27,780)
L/Reach	3,420 (11′ 3″)	1,440 (4′ 9″)	790 (2′ 7″)	15,500 (34,170)

Hand Rail

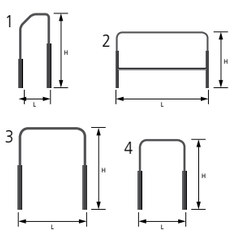

Dimension mm(ft · in)				Weight
	L	H	W	kg(lb)
1	505 (1′ 8″)	1,317 (4′ 4″)	220 (0′ 9″)	11.1 (20)
2	1,533 (5′0″)	917 (3′ 0″)	510 (1′ 8″)	22.5 (50)
3	830 (2′ 9″)	873 (2′ 10″)	355 (1′ 2″)	10.4 (20)
4	830 (2′ 9″)	917 (3′ 0″)	145 (0′ 6″)	10.4 (20)

Transportation Plan

850LC-9 FS

Total (Shiping position(Retracted))

Dimension mm(ft · in)				Weight
Shoe	L	H	W	kg(lb)
700	13,700	5,100	4,290	87,800
(24″)	(44′11″)	(16′ 9″)	(14′ 1″)	(193,570)
800	13,700	5,100	4,290	88,560
(32″)	(44′11″)	(16′ 9″)	(14′ 1″)	(195,240)
900	13,700	5,100	4,290	89,320
(35″)	(44′11″)	(16′ 9″)	(14′ 1″)	(196,920)

Upperstructure +Hand Rail

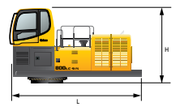

Dimension mm(ft · in)			Weight
L	H	W	kg(lb)
5,800	3,290	3,620	25,100
(19′ 0″)	(10′ 8″)	(11′11″)	(55,340)

Attachment Total

Dimension mm(ft · in)			Weight
L	H	W	kg(lb)
9,050	4,400	2,520	20,345
(29′ 8″)	(14′ 5″)	(8′ 3″)	(44,850)

Boom & Piping

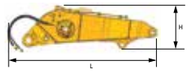

Dimension mm(ft · in)				Weight
Boom	L	H	W	kg(lb)
4,60m	4,980	1,700	1,400	6,655
(15′ 1″)	(16′ 4″)	(5′ 7″)	(4′ 7″)	(14,670)

Arm & Piping

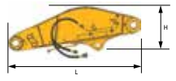

Dimension mm(ft · in)				Weight
Arm	L	H	W	kg(lb)
3,50m	3,930	1,300	1,200	4,020
(11′ 6″)	(12′11″)	(4′ 3″)	(3′11″)	(8,860)

Bucket

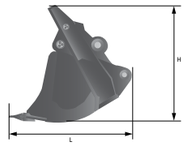

Dimension mm(ft · in)				Weight
m^3(yd^3)	L	H	W	kg(lb)
4,50	2,610	2,270	2,520	7,660
(5.89)	(8′ 7″)	(7′ 5″)	(8′ 3″)	(16,890)
4.80	2,620	2,400	2,520	8,030
(6.28)	(8′ 7″)	(7′ 10″)	(8′ 3″)	(17,700)

Catwalk & Step Plate (4EA / Unit)

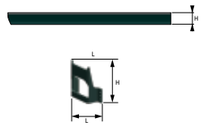

Dimension mm(ft · in)				Weight
	L	H	W	kg(lb)
Catwalk	2,300 (7′ 7″)	400 (1′ 4″)	185 (0′ 7″)	52 (110)
Step Plate	460 (1′ 6″)	420 (1′ 5″)	240 (0′ 9″)	23 (50)

Upperstructure + Undercarriage + Hand Rail + Step Plate

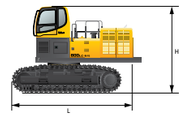

Dimension mm(ft · in)				Weight
Boom	L	H	W	kg(lb)
700	6,950	4,670	3,675	52,475
(24″)	(22′10″)	(15′ 3″)	(12′ 1″)	(115,690)
800	6,950	4,670	3,775	53,235
(32″)	(22′10″)	(15′ 3″)	(12′ 5″)	(117,360)
900	6,950	4,670	3,885	53,995
(35″)	(22′10″)	(15′ 3″)	(12′ 9″)	(119,040)

Counter Weight

Dimension mm(ft · in)			Weight
L	H	W	kg(lb)
3,420	1,440	790	12,600
(11′ 3″)	(4′ 9″)	(2′ 7″)	(27,780)

Boom Cylinder (2EA Weght : 645 x 2 = 1,290kg)



Dimension mm(ft · in)			Weight
L	H	W	kg(lb)
3,000	520	370	645
(9′10″)	(1′ 8″)	(1′ 3″)	(1,420)

Arm Cylinder

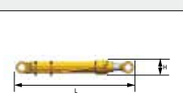

Dimension mm(ft · in)			Weight
L	H	W	kg(lb)
2,680	350	370	730
(8′10″)	(1′ 2″)	(1′ 3″)	(1,610)

Bucket Cylinder (2EA Weght : 640 x 2 = 1,280kg)

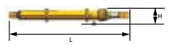

Dimension mm(ft · in)			Weight
L	H	W	kg(lb)
3,530	385	330	640
(11′ 7″)	(1′ 3″)	(1′ 1″)	(1,410)

Track Frame (1EA)



Dimension mm(ft · in)				Weight
Shoe	L	H	W	kg(lb)
700	6,335	1,390	860	13,500
(24″)	(20′ 9″)	(4′ 7″)	(2′10″)	(29,760)
800	6,335	1,390	910	13,905
(32″)	(20′ 9″)	(4′ 7″)	(2′12″)	(30,660)
900	6,335	1,390	960	14,310
(35″)	(20′ 9″)	(4′ 7″)	(3′ 2″)	(31,550)

Hand Rail

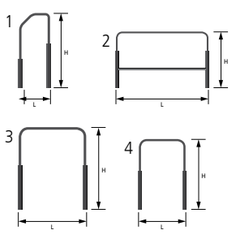

Dimension mm(ft · in)				Weight
	L	H	W	kg(lb)
1	505 (1′ 8″)	1,317 (4′ 4″)	220 (0′ 9″)	11.1 (20)
2	1,533 (5′0″)	917 (3′ 0″)	510 (1′ 8″)	22.5 (50)
3	830 (2′ 9″)	873 (2′ 10″)	355 (1′ 2″)	10.4 (20)
4	830 (2′ 9″)	917 (3′ 0″)	145 (0′ 6″)	10.4 (20)

Lifting Capacity

Rating over-front Rating over-side or 360 degree

Boom : 7.20m (28′ 3″) / Arm : 2.95m (11′ 6″) / Bucket : 4.04m³ (5.28yd³) SAE heaped / Shoe : 700mm (27.6″) double grouser / Counter Weight : 12,500kgs

Load point height m (ft)		Load radius										At max. reach		
		3.0m (10 ft)		4.5m (15 ft)		6.0m (20 ft)		7.5m (25 ft)		9.0m (30 ft)		Capacity		Reach
														m (ft)
10.5m	kg											*8878	*8878	8.76
(35 ft)	lb											*19573	*19573	28.7
9.0m	kg							*16445	*16445			*8313	*8313	10.04
(30 ft)	lb							*36255	*36255			*18327	*18327	32.9
7.5m	kg					*20483	*20483	*17347	*17347	*13707	*13707	*8128	*8128	10.88
(25 ft)	lb					*45158	*45158	*38243	*38243	*30219	*30219	*17919	*17919	33.07
6.0m	kg			*29593	*29593	*22568	*22568	*18380	*18380	*15566	14188	*8198	*8198	11.43
(20 ft)	lb			*65241	*65241	*49753	*49753	*40520	*40520	*34318	31280	*18074	*18074	37.5
4.5m	kg			*34983	*34983	*25082	*25082	*19652	19396	*16147	13651	*8491	7782	11.71
(15 ft)	lb			*77124	*77124	*55297	*55297	*43326	42762	*35597	30095	*18720	17157	38.4
3.0m	kg					*27159	26774	*20743	18195	*16628	13012	*9021	7464	11.75
(10 ft)	lb					*59875	59027	*45730	40114	*36658	28686	*19889	16455	38.5
1.5m	kg					*27947	24951	*21221	17151	*16719	12419	*9837	7540	11.56
(5 ft)	lb					*61613	55007	*46783	37812	*36858	27380	*21688	16623	37.9
Ground	kg			*35427	*35427	*27121	23897	*20750	16431	*16113	11988	*9752	8067	11.13
Line	lb			*78103	*78103	*59791	52684	*45747	36225	*35522	26428	*21499	17785	36.5
-1.5m	kg	*26724	*26724	*31602	*31602	*24693	23512	*19059	16092	*14397	11800	*8358	*8358	10.4
(-5 ft)	lb	*58916	*58916	*69670	*69670	*54438	51835	*42018	35477	*31740	26015	*18426	*18426	34.1
-3.0m	kg	*28513	*28513	*25484	*25484	*20518	*20518	*15719	*15719			*5799	*5799	9.32
(-10 ft)	lb	*62860	*62860	*56183	*56183	*45235	*45235	*34655	*34655			*12784	*12784	30.5
-4.5m	kg			*16925	*16925	*13921	*13921	*9482	*9482					
(-15 ft)	lb			*37312	*37312	*30691	*30691	*20903	*20903					

Boom : 8.05m (31′ 7″) / Arm : 3.4m (13′ 4″) / Bucket : 3.4m³ (4.45yd³) SAE heaped / Shoe : 700mm (27.6″) double grouser / Counter Weight : 12,500kgs

Load point height m (ft)		Load radius												At max. reach		
		3.0m (10 ft)		4.5m (15 ft)		6.0m (20 ft)		7.5m (25 ft)		9.0m (30 ft)		10.5m (35 ft)		Capacity		Reach
																m (ft)
12.0m	kg													*6856	*6856	8.83
(40 ft)	lb													*15115	*15115	28.9
10.5m	kg							*13139	*13139					*6269	*6269	10.37
(35 ft)	lb							*28967	*28967					*13822	*13822	34.0
9.0m	kg							*13364	*13364	*12086	*12086			*6026	*6026	11.43
(30 ft)	lb							*29462	*29462	*26645	*26645			*13284	*13284	37.5
7.5m	kg							*14280	*14280	*12496	*12496			*5993	*5993	12.16
(25 ft)	lb							*31481	*31481	*27550	*27550			*13212	*13212	39.8
6.0m	kg			*25996	*25996	*19433	*19433	*15685	*15685	*13268	*13268	*11601	10493	*6126	*6126	12.64
(20 ft)	lb			*57312	*57312	*42841	*42841	*34580	*34580	*29250	*29250	*25576	23132	*13506	*13506	41.4
4.5m	kg					*22392	*22392	*17319	*17319	*14202	13832	*12084	10095	*6419	6338	12.89
(15 ft)	lb					*49365	*49365	*38183	*38183	*31310	30494	*26640	22256	*14151	13974	42.2
3.0m	kg					*24964	*24964	*18829	17973	*15093	13014	*12557	9629	*6882	6058	12.93
(10 ft)	lb					*55037	*55037	*41511	39625	*33274	28691	*27684	21229	*15171	13355	42.4
1.5m	kg					*26394	24105	*19863	16775	*15732	12275	*12861	9186	*7558	6056	12.76
(5 ft)	lb					*58190	53142	*43791	36983	*34683	27061	*28353	20252	*16663	13350	41.8
Ground	kg			*23249	*23249	*26496	23003	*20189	15942	*15931	11712	*12820	8840	*8517	6359	12.38
Line	lb			*51256	*51256	*58413	50714	*44510	35146	*35123	25821	*28263	19490	*18777	14020	40.6
-1.5m	kg	*19692	*19692	*31379	*31379	*25431	22561	*19687	15491	*15514	11378	*12197	8652	*8965	7069	11.75
(-5 ft)	lb	*43414	*43414	*69179	*69179	*56066	49739	*43403	34152	*34202	25084	*26890	19073	*19763	15584	38.5
-3.0m	kg	*28946	*28946	*29630	*29630	*23256	22589	*18225	15392	*14229	11302			*8247	*8247	10.83
(-10 ft)	lb	*63814	*63814	*65322	*65322	*51271	49801	*40178	33933	*31370	24918			*18182	*18182	35.5
-4.5m	kg	*29774	*29774	*24643	*24643	*19749	*19749	*15477	*15477	*11480	*11480			*6714	*6714	9.51
(-15 ft)	lb	*65641	*65641	*54329	*54329	*43540	*43540	*34120	*34120	*25309	*25309			*14801	*14801	31.2
-6.0m	kg			*17473	*17473	*14228	*14228	*10461	*10461							
(-20 ft)	lb			*38522	*38522	*31368	*31368	*23063	*23063							

Boom : 8.20m (32′ 3″) / Arm : 3.6m (14′ 2″) / Bucket : 3.4m³ (4.45yd³) SAE heaped / Shoe : 700mm (27.6″) double grouser / Counter Weight : 12,500kgs

Load point height m (ft)		Load radius												At max. reach		
		3.0m (10 ft)		4.5m (15 ft)		6.0m (20 ft)		7.5m (25 ft)		9.0m (30 ft)		10.5m (35 ft)		Capacity		Reach
																m (ft)
12.0m	kg													*7053	*7053	9.22
(40 ft)	lb													*15550	*15550	30.2
10.5m	kg													*6543	*6543	10.77
(35 ft)	lb													*14425	*14425	35.3
9.0m	kg							*12781	*12781	*11463	*11463			*6352	*6352	11.72
(30 ft)	lb							*28177	*28177	*25272	*25272			*14003	*14003	38.4
7.5m	kg							*13726	*13726	*11934	*11934	*10679	*10679	*6364	*6364	12.44
(25 ft)	lb							*30260	*30260	*26310	*26310	*23543	*23543	*14030	*14030	40.8
6.0m	kg			*25286	*25286	*18830	*18830	*15125	*15125	*12723	*12723	*11055	10442	*6542	6473	12.9
(20 ft)	lb			*55747	*55747	*41514	*41514	*33344	*33344	*28050	*28050	*24373	23022	*14420	14270	42.3
4.5m	kg			*31309	*31309	*21726	*21726	*16736	*16736	*13660	*13660	*11565	9985	*6882	5904	13.14
(15 ft)	lb			*69024	*69024	*47898	*47898	*36897	*36897	*30114	*30114	*25497	22013	*15173	13016	43.1
3.0m	kg					*24252	*24252	*18226	17750	*14551	12827	*12061	9467	*7402	5618	13.18
(10 ft)	lb					*53467	*53467	*40182	39131	*32080	28278	*26591	20872	*16319	12385	43.2
1.5m	kg					*25684	23678	*19261	16470	*15204	12029	*12400	8978	*8142	5592	13.02
(5 ft)	lb					*56623	52202	*42463	36310	*33519	26520	*27337	19793	*17950	12329	42.7
Ground	kg			*21244	*21244	*25838	22490	*19622	15572	*15444	11417	*12428	8589	*8720	5851	12.64
Line	lb			*46836	*46836	*56962	49582	*43258	34330	*34049	25170	*27400	18936	*19223	12900	41.4
-1.5m	kg	*17835	*17835	*28596	*28596	*24876	21992	*19202	15072	*15117	11040	*11955	8357	*8493	6480	12.03
(-5 ft)	lb	*39320	*39320	*63043	*63043	*54841	48483	*42332	33228	*33326	24339	*26355	18425	*18725	14285	39.4
-3.0m	kg	*26361	*26361	*29277	*29277	*22873	21979	*17896	14932	*14018	10922			*7934	7672	11.14
(-10 ft)	lb	*58116	*58116	*64545	*64545	*50427	48456	*39453	32919	*30905	24079			*17492	16913	36.5
-4.5m	kg	*30117	*30117	*24634	*24634	*19663	*19663	*15451	15134	*11723	11107			*6720	*6720	9.87
(-15 ft)	lb	*66369	*66369	*54308	*54308	*43351	*43351	*34064	33365	*25844	24486			*14815	*14815	32.3
-6.0m	kg			*18064	*18064	*14712	*14712	*11171	*11171							
(-20 ft)	lb			*39824	*39824	*32435	*32435	*24628	*24628							

1. Lifting capacity is based on ISO 10567.
2. Lifting capacity of the Robex Series does not exceed 75% of the tipping load the machine on firm, level ground or 87% of full hydraulic capacity.
3. The load point is a hook (standard equipment) located on the back of the bucket.
4. (*) indicates the load limited by hydraulic capacity.

Lifting Capacity

Rating over-front Rating over-side or 360 degree

Boom : 10.50m (41′ 3″) / Arm : 6.5m (25′ 6″) / Bucket : 2.56m³ (3.35yd³) SAE heaped / Shoe : 800mm (31′ 5″) double grouser

Load point height m (ft)		Load radius																		At max. reach		
		3.0m (10 ft)		4.5m (15 ft)		6.0m (20 ft)		7.5m (25 ft)		9.0m (30 ft)		10.5m (35 ft)		12.0m (40 ft)		13.5m (45 ft)		15.0m (50 ft)		16.5m (55 ft)		Capacity		Reach
																						m (ft)
13.5m	kg																			*1376	*1376	14.45
(45 ft)	lb																			*3034	*3034	47.4
12.0m	kg															*2890	*2890			*1191	*1191	15.51
(40 ft)	lb															*6372	*6372			*2627	*2627	50.9
10.5m	kg															*4582	*4582			*1074	*1074	16.36
(35 ft)	lb															*10102	*10102			*2367	*2367	53.7
9.0m	kg															*5647	*5647	*3169	*3169	*1008	*1008	17.01
(30 ft)	lb															*12449	*12449	*6985	*6985	*2223	*2223	55.8
7.5m	kg															*6112	*6112	*4537	*4537	*986	*986	17.48
(25 ft)	lb															*13474	*13474	*10003	*10003	*2173	*2173	57.3
6.0m	kg													*7181	*7181	*6309	*6309	*5610	*5610	*1000	*1000	17.82
(20 ft)	lb													*15831	*15831	*13910	*13910	*12367	*12367	*2205	*2205	58.5
4.5m	kg									*10656	*10656	*8851	*8851	*7536	*7536	*6531	*6531	*5730	*5730	*1052	*1052	18.01
(15 ft)	lb									*23492	*23492	*19514	*19514	*16614	*16614	*14398	*14398	*12633	*12633	*2320	*2320	59
3.0m	kg							*19555	*19555	*14528	*14528	*11447	*11447	*9371	*9371	*7877	*7877	*6743	*6743	*5839	*5839	*2993	*2993	*1146	*1146	18.05
(10 ft)	lb							*43112	*43112	*32028	*32028	*25236	*25236	*20660	*20660	*17365	*17365	*14865	*14865	*12872	*12872	*6597	*6597	*2527	*2527	59.2
1.5m	kg							*17962	*17962	*15433	*15433	*12074	*12074	*9797	*9797	*8156	*8156	*6909	*6909	*5906	5576	*3110	*3110	*1281	*1281	17.96
(5 ft)	lb							*39599	*39599	*34024	*34024	*26619	*26619	*21600	*21600	*17981	*17981	*15231	*15231	*13021	12294	*6857	*6857	*2823	*2823	58.9
Ground	kg					*6311	*6311	*15292	*15292	*15884	*15884	*12450	*12450	*10068	*10068	*8327	8183	*6989	6596	*5895	5340	*2548	*2548	*1468	*1468	17.73
Line	lb					*13913	*13913	*33713	*33713	*35017	*35017	*27447	*27447	*22196	*22196	*18359	18041	*15409	14541	*12997	11774	*5618	*5618	*3237	*3237	58.2
-1.5m	kg	*4940	*4940	*8572	*8572	*15936	*15936	*15859	*15859	*12523	12459	*10132	9761	*8345	7809	*6942	6323	*5759	5157			*1718	*1718	17.36
(-5 ft)	lb	*10890	*10890	*18898	*18898	*35132	*35132	*34964	*34964	*27608	27467	*22337	21520	*18398	17217	*15306	13940	*12696	11370			*3787	*3787	57
-3.0m	kg	*7936	*7936	*11348	*11348	*18114	*18114	*15385	*15385	*12264	12059	*9947	9427	*8162	7549	*6715	6137	*5426	5049			*2053	*2053	16.83
(-10 ft)	lb	*17496	*17496	*25018	*25018	*39935	*39935	*33917	*33917	*27038	26586	*21930	20783	*17995	16643	*14804	13530	*11963	11131			*4527	*4527	55.2
-4.5m	kg	*11009	*11009	*14557	*14557	*18215	*18215	*14473	*14473	*11647	*11647	*9466	9250	*7720	7412	*6232	6054	*4762	*4762			*2508	*2508	16.13
(-15 ft)	lb	*24272	*24272	*32093	*32093	*40156	*40156	*31907	*31907	*25678	*25678	*20869	20393	*17019	16340	*13739	13346	*10498	*10498			*5530	*5530	52.9
-6.0m	kg	*14323	*14323	*18278	*18278	*16231	*16231	*13097	*13097	*10623	*10623	*8620	*8620	*6927	*6927	*5354	*5354					*3139	*3139	15.22
(-20 ft)	lb	*31578	*31578	*40295	*40295	*35782	*35782	*28875	*28875	*23419	*23419	*19005	*19005	*15272	*15272	*11803	*11803					*6921	*6921	49.9
-7.5m	kg	*18038	*18038	*16609	*16609	*13641	*13641	*11175	*11175	*9095	*9095	*7290	*7290	*5613	*5613							*2731	*2731	14.08
(-25 ft)	lb	*39767	*39767	*36616	*36616	*30072	*30072	*24637	*24637	*20052	*20052	*16071	*16071	*12374	*12374							*6020	*6020	46.2
-9.0m	kg	*13459	*13459	*11995	*11995	*10266	*10266	*8540	*8540	*6878	*6878	*5225	*5225	*3317	*3317							*1674	*1674	12.64
(-30 ft)	lb	*29673	*29673	*26443	*26443	*22633	*22633	*18827	*18827	*15163	*15163	*11520	*11520	*7312	*7312							*3690	*3690	41.5
-10.5m	kg			*6077	*6077	*5787	*5787	*4856	*4856	*3547	*3547													
(-35 ft)	lb			*13399	*13399	*12757	*12757	*10706	*10706	*7819	*7819													

Boom : 11.30m (44′ 5″) / Arm : 8.0m (31′ 5″) / Bucket : 1.65m³ (2.16yd³) SAE heaped / Shoe : 800mm (31′ 5″) double grouser

Load point height m (ft)		Load radius																				At max. reach		
		3.0m (10 ft)		4.5m (15 ft)		6.0m (20 ft)		7.5m (25 ft)		9.0m (30 ft)		10.5m (35 ft)		12.0m (40 ft)		13.5m (45 ft)		15.0m (50 ft)		16.5m (55 ft)		18.0m (60 ft)		Capacity		Reach
																								m (ft)
15.0m	kg																					*973	*973	16.1
(50 ft)	lb																					*2145	*2145	52.8
13.5m	kg																					*817	*817	17.2
(45 ft)	lb																					*1801	*1801	56.4
12.0m	kg																	*1130	*1130			*711	*711	18.09
(40 ft)	lb																	*2491	*2491			*1567	*1567	59.4
10.5m	kg																	*2628	*2628			*642	*642	18.81
(35 ft)	lb																	*5794	*5794			*1416	*1416	61.7
9.0m	kg															*4716	*4716	*3526	*3526			*606	*606	19.36
(30 ft)	lb															*10397	*10397	*7773	*7773			*1335	*1335	63.5
7.5m	kg															*4915	*4915	*4226	*4226	*1924	*1924	*597	*597	19.78
(25 ft)	lb															*10836	*10836	*9318	*9318	*4242	*4242	*1316	*1316	64.9
6.0m	kg													*5727	*5727	*5058	*5058	*4504	*4504	*2746	*2746	*612	*612	20.08
(20 ft)	lb													*12625	*12625	*11151	*11151	*9931	*9931	*6053	*6053	*1349	*1349	65.9
4.5m	kg											*6908	*6908	*5966	*5966	*5214	*5214	*4596	*4596	*3347	*3347	*653	*653	20.24
(15 ft)	lb											*15229	*15229	*13152	*13152	*11496	*11496	*10131	*10131	*7378	*7378	*1440	*1440	66.4
3.0m	kg							*17801	*17801	*13325	*13325	*10536	*10536	*8633	*8633	*7251	*7251	*6199	*6199	*5366	*5366	*4681	*4681	*3791	*3791	*722	*722	20.28
(10 ft)	lb							*39244	*39244	*29377	*29377	*23228	*23228	*19033	*19033	*15986	*15986	*13666	*13666	*11830	*11830	*10320	*10320	*8358	*8358	*1591	*1591	66.5
1.5m	kg							*17902	*17902	*14241	*14241	*11162	*11162	*9066	*9066	*7550	*7550	*6400	*6400	*5492	*5492	*4743	4673	*4059	3749	*817	*817	20.21
(5 ft)	lb							*39468	*39468	*31397	*31397	*24608	*24608	*19987	*19987	*16645	*16645	*14111	*14111	*12108	*12108	*10457	10303	*8949	8265	*1800	*1800	66.3
Ground	kg			*5623	*5623	*13319	*13319	*14800	*14800	*11594	*11594	*9381	*9381	*7770	*7770	*6544	*6544	*5571	5446	*4761	4426	*4033	3582	*947	*947	20
Line	lb			*12397	*12397	*29362	*29362	*32628	*32628	*25560	*25560	*20682	*20682	*17131	*17131	*14427	*14427	*12281	12006	*10496	9758	*8891	7897	*2088	*2088	65.6
-1.5m	kg	*3735	*3735	*6804	*6804	*12768	*12768	*14970	*14970	*11788	*11788	*9541	*9541	*7881	7760	*6603	6308	*5577	5154	*4709	4216	*3629	3448	*1116	*1116	19.68
(-5 ft)	lb	*8234	*8234	*15001	*15001	*28148	*28148	*33003	*33003	*25989	*25989	*21034	*21034	*17374	17107	*14556	13907	*12295	11363	*10381	9295	*8001	7602	*2460	*2460	64.6
-3.0m	kg	*5779	*5779	*8545	*8545	*13749	*13749	*14767	*14767	*11724	11624	*9515	9151	*7851	7365	*6547	6002	*5481	4926	*4553	4059	*2479	*2479	*1335	*1335	19.22
(-10 ft)	lb	*12740	*12740	*18840	*18840	*30312	*30312	*32556	*32556	*25847	25626	*20978	20174	*17308	16236	*14435	13232	*12085	10859	*10037	8948	*5465	*5465	*2943	*2943	63.1
-4.5m	kg	*7927	*7927	*10648	*10648	*15594	*15594	*14214	*14214	*11388	11254	*9279	8823	*7650	7094	*6344	5790	*5246	4774	*4241	3970			*1619	*1619	18.61
(-15 ft)	lb	*17475	*17475	*23476	*23476	*34378	*34378	*31336	*31336	*25107	24811	*20457	19452	*16866	15639	*13987	12766	*11565	10524	*9350	8751			*3570	*3570	61
-6.0m	kg	*10229	*10229	*13081	*13081	*16737	*16737	*13310	*13310	*10761	*10761	*8800	8654	*7240	6948	*5948	5681	*4812	4711	*3675	*3675			*1999	*1999	17.84
(-20 ft)	lb	*22550	*22550	*28839	*28839	*36899	*36899	*29345	*29345	*23725	*23725	*19400	19079	*15961	15317	*13114	12525	*10609	10386	*8102	*8102			*4406	*4406	58.5
-7.5m	kg	*12749	*12749	*15892	*15892	*14913	*14913	*12030	*12030	*9806	*9806	*8031	*8031	*6563	*6563	*5288	*5288	*4075	*4075					*2395	*2395	16.9
(-25 ft)	lb	*28106	*28106	*35037	*35037	*32878	*32878	*26522	*26522	*21619	*21619	*17705	*17705	*14469	*14469	*11658	*11658	*8984	*8984					*5280	*5280	55.4
-9.0m	kg	*15575	*15575	*15522	*15522	*12584	*12584	*10308	*10308	*8455	*8455	*6895	*6895	*5526	*5526	*4233	*4233	*2778	*2778					*1911	*1911	15.73
(-30 ft)	lb	*34337	*34337	*34221	*34221	*27744	*27744	*22725	*22725	*18640	*18640	*15201	*15201	*12183	*12183	*9332	*9332	*6123	*6123					*4213	*4213	51.6
-10.5m	kg	*13492	*13492	*11413	*11413	*9623	*9623	*8028	*8028	*6587	*6587	*5254	*5254	*3945	*3945	*2461	*2461							*1119	*1119	14.27
(-35 ft)	lb	*29746	*29746	*25161	*25161	*21216	*21216	*17699	*17699	*14523	*14523	*11582	*11582	*8698	*8698	*5426	*5426							*2468	*2468	46.8
-12.0m	kg			*6281	*6281	*5817	*5817	*4985	*4985	*3977	*3977	*2815	*2815	*1327	*1327									*205	*205	12.54
(-40 ft)	lb			*13848	*13848	*12825	*12825	*10990	*10990	*8768	*8768	*6207	*6207	*2926	*2926									*451	*451	41.2

1. Lifting capacity is based on ISO 10567.
2. Lifting capacity of the Robex Series does not exceed 75% of the tipping load the machine on firm, level ground or 87% of full hydraulic capacity.
3. The load point is a hook (standard equipment) located on the back of the bucket.
4. (*) indicates the load limited by hydraulic capacity.

STANDARD EQUIPMENT

- ISO Standard cabin
  - All-weather steel cab with 360° visibility
  - Safety glass windows
  - Rise-up type windshield wiper
  - Sliding fold-in front window
  - Sliding side window(LH)
  - Lockable door
  - Hot & cool box
  - Storage compartment & Ashtray
  - Cabin roof cover transparent
  - Radio & USB player
  - 12 volt power outlet (24V DC to 12V DC converter)
  - Handsfree mobile phone system with USB
  - Sun visor
  - Air-suspension seat with heater
- Cabin FOPS (ISO 10262 Level II)
  - FOPS (Falling Object Protective Structure)
- Cabin lights
- Computer aided power optimization (New CAPO) system
  - 3-power mode, 2-work mode, User mode
  - Auto deceleration & one-touch deceleration system
  - Auto warm-up system
  - Auto overheat prevention system
- Automatic climate control
  - Full automatic temperature control
  - Defroster
- Self-diagnostics system
- Starting Aid (air grid heater) for cold weather
- Centralized monitoring
  - LCD display
  - Engine speed or Trip meter/Accel.
  - Clock
  - Gauges
  - Fuel level gauge
  - Engine coolant temperature gauge
  - Hyd. oil temperature gauge
  - Warnings
  - Check engine
  - Overload
  - Communication error
  - Low battery
  - Air cleaner clogging
  - Indicators
  - Max power
  - Low speed/High speed
  - Fuel warmer
  - Auto idle
- Three outside rearview mirrors
- Fully adjustable suspension seat with seat belt
- Console box height adjust system
- Six front working lights, two rear lights
- Air horn
- Batteries (4 x 12V x 160 AH)
- Battery master switch
- Removable clean-out dust net for cooler
- Automatic swing brake
- Automatic fuel line deaeration
- Fuel pre-filter with fuel warmer
- Boom holding system
- Arm holding system
- Track shoes (700mm, 27.6")
- Full track rail guard
- Accumulator for lowering work equipment
- Electric transducer
- Lower frame under cover
- Travel alarm

OPTIONAL EQUIPMENT

- Fuel filler pump (50 L/min)
- Beacon lamp
- Booms
  - 8.05m, 26' 5"
  - 8.2m, 26' 11"
  - 10.5m, 34' 5"
  - 11.3m, 37' 1"
- Arms
  - 3.4m, 11' 2"
  - 3.6m, 11' 8"
  - 6.5m, 21' 4"
  - 8.0m, 26' 3"
- Track shoes
  - Double grouser shoe (800mm, 32")
  - Double grouser shoe (900mm, 35")
- Pre-heating system, coolant (16kw)
- Tool kit
- Operator suit
- Rearview camera
- Seat
  - Mechanical suspension seat
  - Mechanical suspension seat with heater
  - Air-suspension seat with heater
- Automatic lubrication
- Hi-mate (Remote Management System)
- Safety lock valve for boom cylinder
- Safety lock valve for arm cylinder
- Single- acting piping kit
- Double- acting piping kit
- Quick coupler
- Cabin roof-steel cover
- Heavy duty aircleaner

* Standard and optional equipment may vary. Contact your Hyundai dealer for more information. The machine may vary according to International standards.
* The photos may include attachments and optional equipment that are not available in your area.
* Materials and specifications are subject to change without advance notice.
* All imperial measurements rounded off to the nearest pound or inch.

HYUNDAI CONSTRUCTION EQUIPMENT

PLEASE CONTACT

MAQUINARIAS U-GUIL
Telf : (511) 367 3725
Cel : 962927959
Correo: ventas@uguil.com